

## SELECT

Cinematize 3 Pro lets you easily select your clip by allowing you to preview any combination of video, audio, and subtitles. Select clips from any Title and Angle, and from main movies, extras, and menus.

Select video streams in any DVD video format including PAL, NTSC, MPEG-1 and MPEG-2. Select any available audio track, whether in PCM, AC-3, MPEG, DTS or SDDS format.

Cinematize 3 Pro lets you save out all your settings for video, audio, subtitles, and output and load them in again to jumpstart your next project.

## EXTRACT

Save time by extracting as many clips as you want all at once, each with the same or different settings. So you can extract English and French audio tracks, a high-quality QuickTime movie and a compressed iPod movie, short and long movies, clips from different Video Title Sets – all of them in one shot.

To batch extract, simply add all the segments you want to the Extraction List. With the new thumbnail view, you can easily identify your selected clip in the Extraction List. Review details, edit, replace, duplicate, or reorder the clips. You can save out Extraction Lists and load them in again to extract the clips later or to continue adding to an earlier list.

## CONVERT

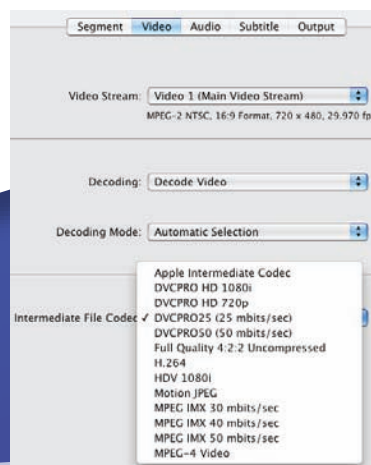
With Cinematize 3 Pro, you have the option of simply passing through the raw compressed DVD data (as elementary streams or MPEG-2 movies) to keep the original high quality, or converting the video, audio and subtitles to a decoded format of your choice.

The supported decoded output formats include: QuickTime, DV, AVI, MPEG-4, H.264, iPod, iPad, iPhone, and 3GP Phone movies, or any QuickTime Export components installed on your machine.

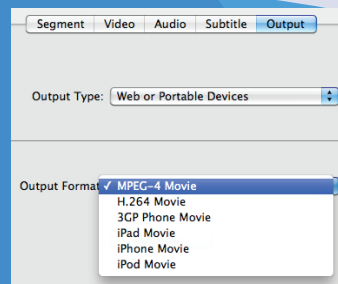
You can use the extracted files with your favorite applications and devices including: QuickTime, FinalCut, iMovie, DVD Studio Pro, iDVD, Premiere, Avid, PowerPoint, Keynote, iTunes, iPods, iPads, and iPhones.



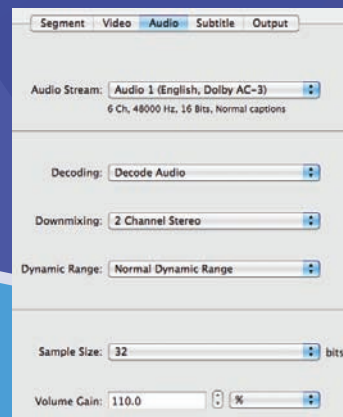
➤ Easily select your clip using the video/audio/subtitle preview



◀ Extract with any intermediate codec available on your machine



➤ Select the output format of your choice



➤ Save out audio with sample sizes up to 32 bits

**Advanced Features. Quality. Ease-of-Use. Speed. Have them all with Cinematize 3 Pro.**

Built on top of award-winning Cinematize 2 Pro:

**eventDV**  
Best of 2007

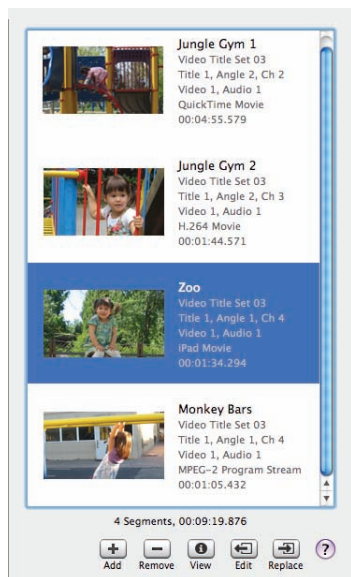
**Macworld**  
★★★★½

**MacUser**  
★★★★★

*"Like all the best products, Cinematize takes a messy and technical task and gives it a simple, efficient workflow. Everyone who wants to extract from DVD should use it."*

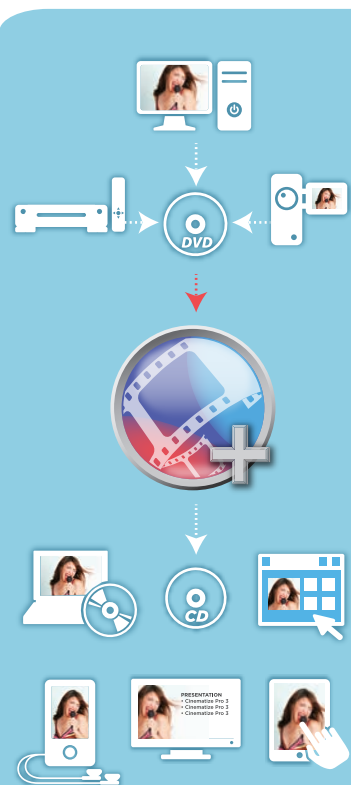
- by Howard Oakley, MacUser magazine

**miraizon®**  
www.miraizon.com  
sales@miraizon.com



## Powerful New Extraction List

- Add to the List as many clips as you like, each with the same or different settings
- Easily locate selected clips with the thumbnail view
- Edit, duplicate, replace, or rearrange clips in the List
- Combine all the clips into one output movie
- Save and load entire Extraction Lists for reuse



*Cinematize 3 Pro lets you extract audio and video clips off of DVDs and save them out in formats compatible with your favorite applications and devices including:*

- QuickTime
- iMovie
- iDVD
- PowerPoint
- iPod
- iPhone
- Avid
- Final Cut
- DVD Studio
- Keynote
- iTunes
- iPad
- Web sites
- Premiere

*Use Cinematize 3 Pro to create clips for:*

- Presentations
- Video/Audio Editing
- Best-of DVDs and CDs
- Still Pictures
- Web sites including YouTube
- iPod, iPhone, iPad

and much more!

## CLIP SELECTION

	C3P	C2P	C2
Select Start and End Points down to the frame level	+	+	+
Select from multiple angles and soundtracks	+	+	+
Extract from all DVD video and audio formats (PAL, NTSC, MPEG-1, MPEG-2, PCM, AC-3, MPEG, DTS, SDDS)	+	+	+
Select from both Video Manager and Video Title Sets	+	+	
Select from Video Recording Files on DVD-VR discs	+	+	
Select from DVD menus	+	+	
Batch extract multiple clips with the same settings	+	+	
Batch extract multiple clips with different settings	+		
Easily locate selected segments in the list with thumbnail images	+		
Batch extract from multiple File Groups at once	+		
Rearrange, duplicate, replace, or edit segments in the list	+		
Save and load entire batch extraction lists	+		
Specify a file name for each clip in the Extraction List	+		
Preview any combination of Video, Audio, and Subtitles in sync	+	Video Only	Video Only

## EXTRACTION OPTIONS

	C3P	C2P	C2
Extract audio alone, video alone, or together as movies	+	+	+
Extract audio and video with full original quality	+	+	+
Output to popular formats (QuickTime, DV, AVI, H.264, MPEG-4, MPEG-2, iPod, AIFF, WAVE)	+	+	+
Directly output to still pictures	+	+	
Custom configure QuickTime export component parameters	+	+	
Extract multiple clips separately	+	+	
Extract multiple clips and combine them all into one movie	+		
Directly output iPhone, iPad, and 3GP Phone movies	+		
Adjust output audio volume level	+		
Specify output audio sample size up to 32 bits	+		
Extract video with subtitles burned in	+		
Save and load settings without restrictions	+	Limited	
Output video quality (when decoded)	Best	Better	Good
Extraction Speed	Fastest	Faster	Fast

\* C3P CINEMATIZE 3 PRO C2P CINEMATIZE 2 PRO C2 CINEMATIZE 2

## Advanced Features. Quality. Ease-of-Use. Speed. Have them all with Cinematize 3 Pro.

### System Requirements:

#### For Both Macintosh and Windows:

- 512 MB of RAM minimum
- QuickTime 7.2 or later
- 20 MB minimum of free hard drive space
- A CD-ROM or DVD-ROM drive

\* For a complete list of System Requirements, visit [www.miraizon.com](http://www.miraizon.com)

#### For Macintosh:

- A Macintosh with an Intel Core or later processor, or a G3 or later PowerPC processor
- Mac OS X 10.4 or later

#### For Windows:

- A Pentium 4 processor or equivalent, minimum
- Windows XP (SP2 or higher), Vista, or Windows 7



[www.miraizon.com](http://www.miraizon.com)  
[sales@miraizon.com](mailto:sales@miraizon.com)