



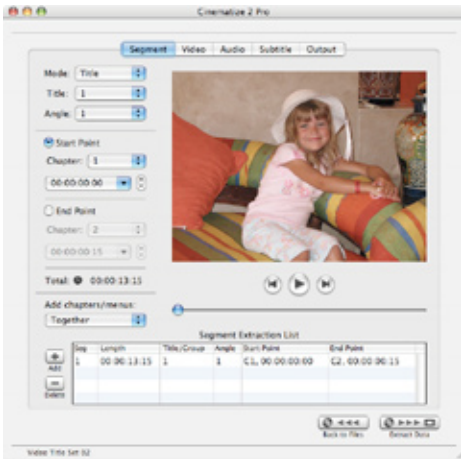
# CINEMATIZE<sup>®</sup>2

## PRO EDITION

### Select. Extract. Save. The Ultimate DVD Re-Editing Tool.

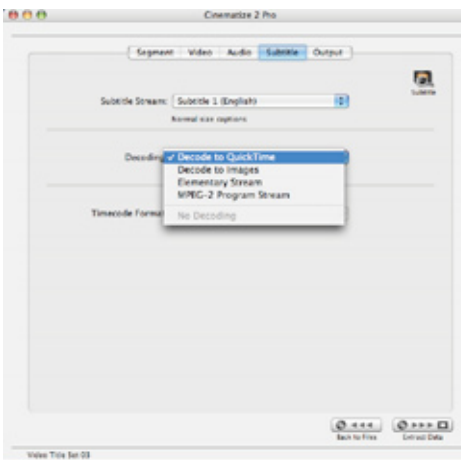
Cinematize 2 Pro offers everything in Cinematize 2 and much more! Cinematize 2 Pro is the Ultimate DVD RE-Editing Tool that can take your DVD projects to the next level with powerful Pro features (indicated with **Pro!** below).

### Step 1: Select the clip to extract from your DVD



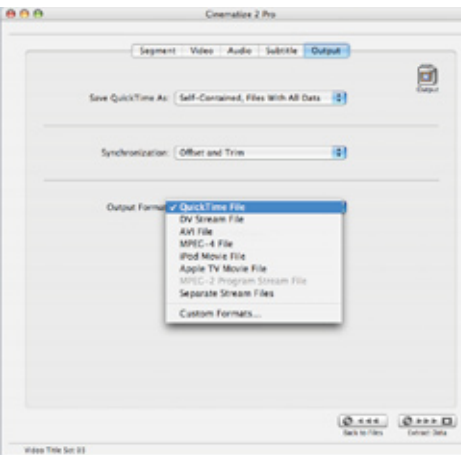
- Batch-extract any number of segments from both menus and movies --- **Pro!**
- Review, add, or delete segments in the batch list before extraction --- **Pro!**
- Extract from Video Recording files on DVD-VR discs --- **Pro!**
- Extract from both Video Manager and Video Title Set menus --- **Pro!**
- Display Start/Stop times as Chapter-relative or Title-relative times --- **Pro!**
- Display in real time the total time length of a selected segment --- **Pro!**
- Save multiple menus as one or multiple clips --- **Pro!**
- Directly save out movie scenes as still pictures --- **Pro!**
- Select clips as short as a few frames as long as an entire movie
- Select any point within a chapter as the start or the end point
- Select video tracks in any DVD format, PAL or NTSC, MPEG-1 or MPEG-2
- Select audio tracks in any DVD format: PCM, AC-3, MPEG, DTS, or SDDS
- Preview in full motion video
- Select from any DVD\*, even complex ones with multiple angles and soundtracks

### Step 2: Select extraction options for video, audio, and subtitles



- Decode subtitle tracks to movies with full synchronization --- **Pro!**
- Extract subtitle tracks to QuickTime movies as overlays not burned-in --- **Pro!**
- Decode subtitles to images with timing information in a text file --- **Pro!**
- Extract and synchronize all Dolby AC-3 audio channels --- **Pro!**
- Create QuickTime movies with multi-channel audio --- **Pro!**
- Save and load customized sets of preferences (presets) --- **Pro!**
- Custom configure QuickTime video compression codecs --- **Pro!**
- Decode AC-3, PCM, and MPEG audio to AIFF, WAV, or QuickTime formats --- **Pro!**
- Extract audio alone, video alone, or together as an MPEG-2 or QuickTime movie
- Decode video to any codec supported by QuickTime
- Powerfully control the video decoding process from aspect ratio to output quality
- Extract DTS and SDDS audio to MPEG-2 program or elementary stream formats
- Completely control decoding and output formats
- Extract with all original audio and video settings for maximum quality

### Step 3: Extract and save the selected clip



- Automatically create QuickTime chapter markers for multi-chapter extraction to QuickTime --- **Pro!**
- Configure QuickTime movie export components for customized output --- **Pro!**
- Extract audio, video, and subtitles separately or together as a QuickTime movie --- **Pro!**
- Fully control audio/video/subtitle stream synchronization --- **Pro!**
- Extract with active audio/video synchronization using DVD timing information
- Extract and decode video and AC-3 audio at high speed with multi-threading
- Save multiple chapters as a single clip or multiple clips to automate your job (batch extraction)
- Save QuickTime movies (as flattened single files or with separate audio/video files), AVI files, DV Stream files, iPod Movie files, Apple TV Movie files, MPEG-4 files, or raw formats
- Save the extracted clips in formats compatible with popular applications including QuickTime, Final Cut, iMovie, Windows Movie Maker, Premiere, Vegas, PowerPoint, iTunes, Apple TV, or even an iPod
- Extract with acceleration on both G4/G5 PowerPC processors (Mac) and Intel-compatible processors supporting MMX and SSE2 (Mac and Windows)

\* Extract from any unencrypted DVD, including DVD content decrypted by popular ripping utilities and drivers. USE OF THIS SOFTWARE TO EXTRACT DVD CONTENT MAY REQUIRE THE PERMISSION OF THE COPYRIGHT OWNER.





# CINEMATIZE<sup>®</sup>2 PRO EDITION

Select. Extract. Save. The Ultimate DVD Re-Editing Tool.

Take Your DVD Projects to the Next Level with Cinematize 2 Pro!

**Give your DVDs new life.** With Cinematize 2 Pro, virtually any piece of an existing DVD becomes available as source material for your new DVD project, be it an audio track, a video track, a subtitle, or a menu. The extracted files are saved in formats ready for use with popular applications including QuickTime, iMovie, Final Cut, Windows Movie Maker, Adobe Premiere, Sony Vegas, PowerPoint, iTunes, Apple TV or even an iPod.

**Expand your possibilities.** Powerful Pro features include menu extraction, multi-channel audio extraction, subtitle decoding to QuickTime and images, and custom QuickTime output configuration. You can dramatically increase your productivity with numerous timesaving features such as batch processing of multiple segments, presets for frequently-used settings, improved extraction performance, and comprehensive display of timecodes.

**Take your DVD projects to the next level.** Cinematize 2 Pro is the Ultimate DVD Re-Editing Tool, a must-have utility for anybody who works extensively with DVDs.



## Cinematize 2 Pro Reviews and Awards



*"Like all the best products, Cinematize takes a messy and technical task and gives it a simple, efficient workflow. Everyone who wants to extract from DVD should use it." -- Howard Oakley, MacUser magazine*



*".. the additional features in the software's Pro version will appeal to anyone who needs to regularly extract media from DVDs." -- Jeff Carlson, Macworld magazine*

*"With a learning curve of less than 30 minutes, a fast extraction process, and a history of DVD lesson built into the manual, Cinematize 2 Pro is an excellent addition to any school's production or IT department." -- Chuck Gloman, Government Video magazine*

*"Cinematize 2 Pro makes easy work of a complicated job ensuring that almost anyone can extract movie clips from a DVD using a simple learning curve." --- Geetesh Bajaj, author of "Cutting Edge PowerPoint for Dummies"*

## Cinematize 2 Pro Applications

- Incorporate DVD movie, video, or audio clips into presentations
- Re-edit a DVD to include selections from one or multiple DVDs
- Create movie clips with subtitles for language or literature studies
- Create audio clips with individual channels from multi-channel audio tracks
- Extract audio alone and create music CDs or songs for iTunes
- Extract video alone and add your own music or audio
- Listen to or watch DVD highlights on your iPod
- Re-edit DVD subtitles or menus
- Share DVD movie, video or audio clips on the web
- Create still pictures from DVDs

### System Requirements:

For Macintosh:

- A Macintosh with G3 or later PowerPC processor, or an Intel Core or later processor
- Mac OS X 10.3 or higher (PowerPC), 10.4 or higher (Intel)
- QuickTime 6.4 or later, 7.03 or later for iPod movie file output, 7.15 or later for Apple TV movie file output

For Windows:

- Windows 2000 (SP4 or higher), XP (SP1 or higher), or Vista
- Pentium III or better, 1GHz or higher
- QuickTime 6.4 or later, 7.03 or later for iPod movie file output, 7.15 or later for Apple TV movie file output

(Visit <http://www.miraizon.com/products> for complete System Requirements.)



sales@miraizon.com  
<http://www.miraizon.com>  
Phone: 408-573-0959  
Fax: 408-521-0555  
2025 Gateway Place, Suite 365  
San Jose, CA 95110